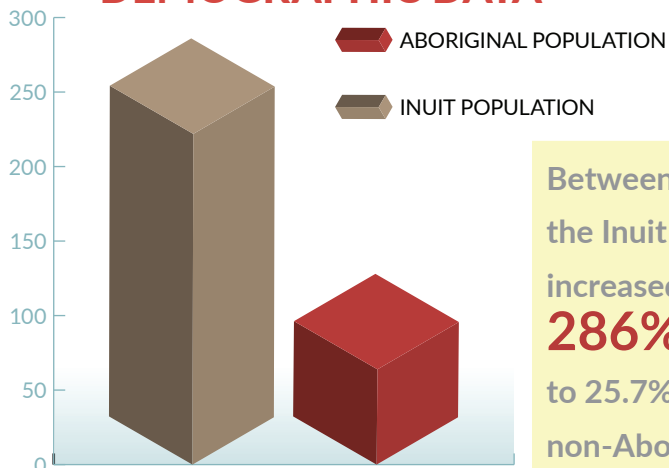


Understanding the Needs of Urban Inuit Women

Toronto CENSUS METROPOLITAN AREA

DEMOGRAPHIC DATA



The Inuit population has increased faster than the Aboriginal population in Toronto (286% and 128% respectively)

Between 2001-2016 the Inuit population increased by **286%** compared to 25.7% for the non-Aboriginal population

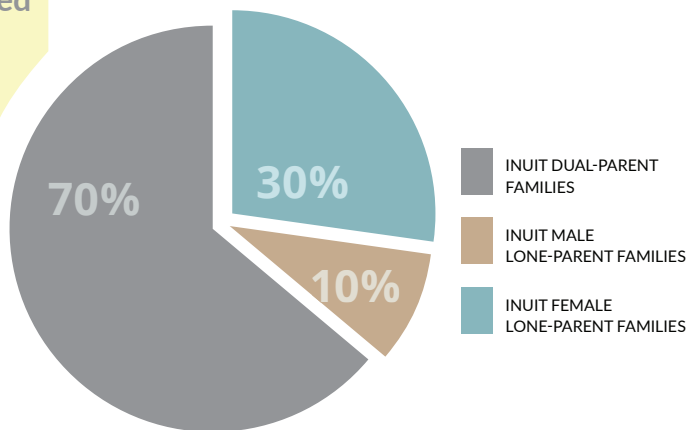


51.8%

Inuit women (51.8%) outnumber Inuit men (48.2%)

Average age for Inuit women (29.1) was lower than for Inuit men (31.3)

FAMILY CHARACTERISTIC:

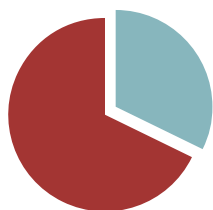


3.0%

In 2016 a total of 1,370 Inuit lived in Toronto, representing 3% of the total Aboriginal population in the city.

TOTAL CANADIAN POPULATION

30,007,094 (2001)
35,151,728 (2016)



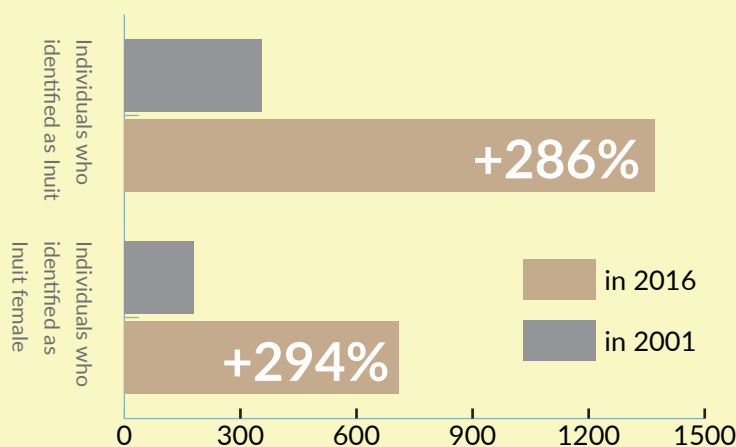
↑109.6%

Total Inuit population in Canada

↑44.2%



TORONTO - CENSUS METROPOLITAN AREA



ECONOMIC DATA

LOW INCOME

22.5% of Inuit lived on low income, and the proportion was lower for women (20.5%) than men (26.6%)

INEQUALITY

Median total income for Inuit aged 15 and over was lower than the non-Aboriginal population (\$22,740 and \$31,745 respectively)

GENDER GAP

Median total income for Inuit women aged 15 and over (\$20,457) was lower than for men (\$23,253), and the gender gap was wider for employment median income (\$16,928 and \$26,192 respectively)

Pauktuutit Inuit Women of Canada

1 Nicholas Street, Suite 520
Ottawa, ON K1N 7B7
T: 613-238-3977
F: 613-238-1787
Toll Free: 1-800-667-0749
info@pauktuutit.ca