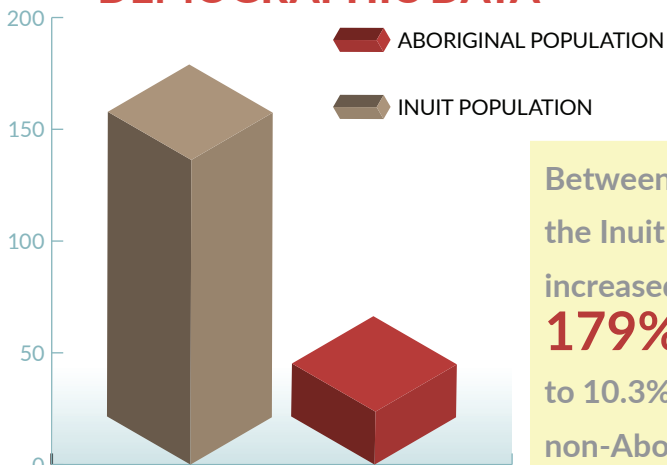


# Understanding the Needs of Urban Inuit Women

## Winnipeg CENSUS METROPOLITAN AREA

### DEMOGRAPHIC DATA



The Inuit population has increased faster than the Aboriginal population in Winnipeg (179% and 66.4% respectively)

Between 2001-2016 the Inuit population increased by **179%** compared to 10.3% for the non-Aboriginal population

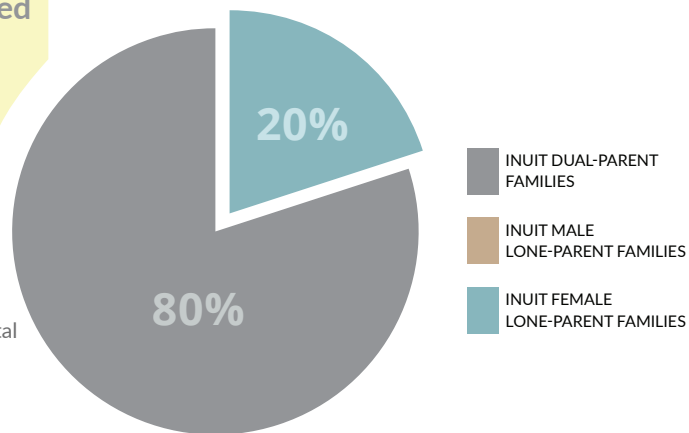


**53.7%**

Inuit women (53.7%) outnumber Inuit men (46.2%)

Average age for Inuit women (33.6) was higher than for Inuit men (24.6)

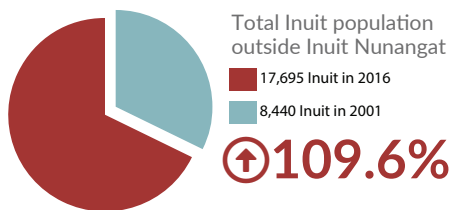
### FAMILY CHARACTERISTIC:



In 2016 a total of 530 Inuit lived in Winnipeg, representing 0.6% of the total Aboriginal population in the city.

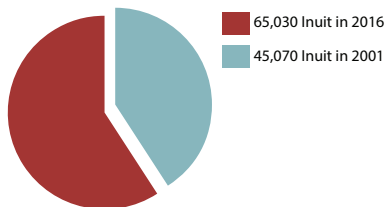
### TOTAL CANADIAN POPULATION

30,007,094 (2001)  
35,151,728 (2016)

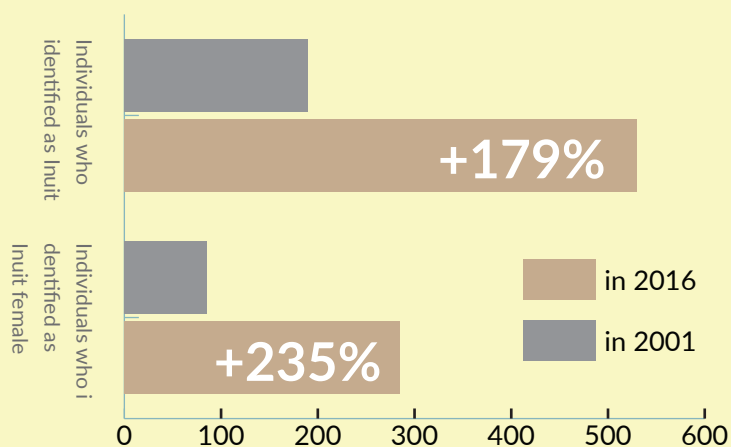


Total Inuit population in Canada

**↑44.2%**



### WINNIPEG - CENSUS METROPOLITAN AREA



### ECONOMIC DATA

#### LOW INCOME

27% of Inuit lived on low income, and the proportion was higher for women (40%) than men (14.3%)

#### INEQUALITY

Median total income for Inuit aged 15 and over was lower than the non-Aboriginal population (\$18,265 and \$36,658 respectively)

#### GENDER GAP

Median total income for Inuit women aged 15 and over (\$19,026) was higher than for men (\$15,139), however women had lower employment median income than men (\$19,886 and \$25,988 respectively)

### Pauktuutit Inuit Women of Canada

1 Nicholas Street, Suite 520  
Ottawa, ON K1N 7B7  
T: 613-238-3977  
F: 613-238-1787  
Toll Free: 1-800-667-0749  
info@pauktuutit.ca